

PRESS-FIT MACHINES

A wide range of production equipment for compliant pin connector technology

LINE OF PRESS-FIT MACHINES

FAMILY OF PRESS-FIT MACHINES

TE Connectivity boasts a wide range of servo presses designed to insert compliant pin connectors into printed circuit boards. Our family of machines are highly customizable and sure to fit your particular application need.

SIMPLE PROGRAMMING AND AUTOMATIC SETUP

Each press is programmed and run via a dedicated PC. All programs, connectors, board layouts, press profiles, tool part numbers, etc. can be stored on the computer, so future applications can be easily adapted from existing programs. Little programming knowledge is required to take advantage of this versatility and it helps prevent future operator errors by reusing proven data.

FORCE MONITORING FOR QUALITY ASSURANCE

The most popular feature associated with compliant pin technology is the fact that it is solder free. The processing of compliant pin connectors offers significant processing advantages, too. Especially because the press force can be closely monitored in real time and it can be immediately evident if there is a problem such as a bent pin, an oversized PCB hole, an incorrectly positioned connector, or an error during the press cycle. This process quality assurance provides peace of mind for everyone and can improve yield while cutting costs.

SENSIPRESS TECHNOLOGY

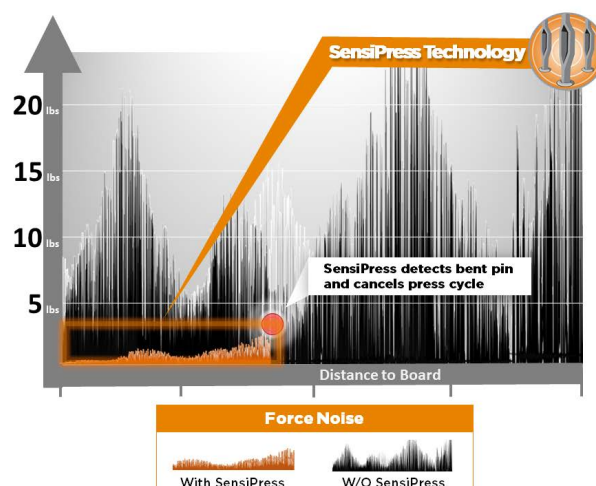
A SENSIBLE SOLUTION TO REDUCING PC BOARD DAMAGE DUE TO BENT PINS IN CONNECTOR PRESS FIT APPLICATIONS

As the industry moves to high-performance connectors with higher pin densities and smaller pin tails, overall seating forces are getting smaller and the ability to detect bent pins at the early stage of the pressing cycle is becoming more challenging. TE Connectivity's SensiPress technology has enhanced low force performance by reducing mechanical noise, thereby increasing accuracy, reducing scrap and simplifying troubleshooting and maintenance.

The high sensitivity measurement capabilities of SensiPress technology enables TE Connector press fit machines to more accurately measure press force and halt the seating cycle if it detects early contact with the seating tool, indicating that one or more pins are bent or out of alignment.

Cut Through the Clutter for More Accurate Pin Detection

When only three pounds of force can crush small pins, excessive force noise can make detecting a defective pin extremely challenging. With SensiPress technology we optimized our load cell positioning by isolating the force sensors to eliminate excessive force noise, making it easier to detect bent pins and stop the press cycle before damaging expensive PC boards.




PRESS-FIT MACHINES COMPARISON CHART



Base Machine	CBP	CSP	CMP-5T	CMP-10T	AP-3T/5T
System Type	Semi-automatic press, bench-top	Semi-automatic press, standalone with shuttle	Semi-automatic press, standalone	Semi-automatic press, standalone	Automatic Press, inline
Footprint (W x L X H)	785 x 610 x 840 mm (3 x 24 x 33 in)	785 x 965 x 1.625 mm (31 x 38 x 64 in)	965 x 915 x 1.780 mm (38 x 36 x 60 in)	1.095 x 1.095 x 1.855 mm (43 x 43 x 73 in)	1950mm x 2000mm x 2300mm (LxWxH)
Estimated Cycle Speed	3 – 5 sec/connector	6 – 8 sec/stroke including shuttle of product	3 – 5 sec/connector	3 – 5 sec/connector	Depending on high speed connector requirement
PCB Size	460 x 610 mm (18 x 24 in)	Application dependent	610 x 915 mm (24 x 36 in)	760 x 915 mm (30 x 36 in)	760 x 880 mm (30 x 35 in)
Force Capability	44 kN (5 tons)	44 kN (up to 5 tons)	44 kN (5 tons)	89 kN (10 tons)	29kN(3 ton) , 44kN(up to 5 tons)
Electrical Requirements	208/240 VAC, 1 ph 6 amps, 50/60 Hz	208/240 VAC, 1 ph, 6 amps, 50/60 Hz	208/240 VAC, 1 ph 15 amps, 50/60 Hz	208/240 V AC, 1 ph 15 amps, 50/60 Hz	220V AC 1P
Air Requirements	0.6 Mpa (80 – 120 psi) dry air	0.6 Mpa (80 – 120 psi) dry air	0.6 Mpa (80 – 120 psi) dry air	0.6 Mpa (80 – 120 psi) dry air	0.5-0.8 MPa
Pin Defect Detection	SensiPress (standard)	Pin Penetration (optional)	SensiPress (standard)	SensiPress (standard)	High/Low range sensor

ORDER INFORMATION

Machine Description	PN
CBP-5T MKII BASE MACHINE ASSEMBLY	2216056-1
CSP-5T, MACHINE, SHUTTLE	2216055-1
CMP-5T MKII BASE MACHINE ASSEMBLY	2216057-1
CMP-10T, MACHINE, SENSI PRESS, MARK II	2216058-1
AP-3T, AUTOMATIC IN-LINE SERVO PRESS	2418020-1
AP-5T, AUTOMATIC IN-LINE SERVO PRESS	1-2418020-1



CBP ELECTRIC BENCH-TOP PRESS

Machine

The CBP servo electric press provides the ability to process most compliant pin connector applications in a compact bench-top system. Board size capacity and press force range allows the system to handle a wide range of applications for low to medium production volume operations.

Servo Drive Precision

Each system is supplied with a servo electric drive with force feedback control. The CBP is available in 44 kN (5 ton) force capacity to handle compliant pin connectors. With PC control, the servo driven CBP provides an easily programmed press system with automatic set up from press cycle to press cycle. The system reaches levels of precision and accuracy not available in a pneumatic or hydraulic press.



With SensiPress Technology

Monitor and Control for Quality

Force, distance and speed are the core parameters of any press cycle. With feed back and PC control, the CBP system can monitor and control each characteristic of every press stroke run on the press in real-time. If any aspect of that press cycle is outside of specified limits, the CBP can stop the press, mid-stroke, to prevent damage to the PCB, thereby reducing or eliminating rework and/or scrap. Common problems such as PCB holes out of tolerance, missing connectors, improper connectors used and, in some cases, bent pins can be detected and reported to eliminate quality problems.

Eliminate Operator Error

By pre-programming the parameters of connector applied, the CBP will automatically adjust set-up parameters from one press cycle to the next. There is no need for (therefore no chance of operator error associated with) adjusting stroke, stops or force adjustments from one cycle to the next. Even simple errors of using the wrong connector or tool can be eliminated to assure proper application of every connector and avoid costly scrap.

Product Features

- Servo electric press
- PCB capacity of 460 x 610 mm (18 x 24 in)
- Press force capacity of 44 kN (5 tons)
- Ability to monitor and control force, distance and speed for every press cycle
- Full SPC data of every component pressed for quality assurance and traceability
- Database driven software for simple programming and automatic setup
- Small foot-print for low to medium volume product levels

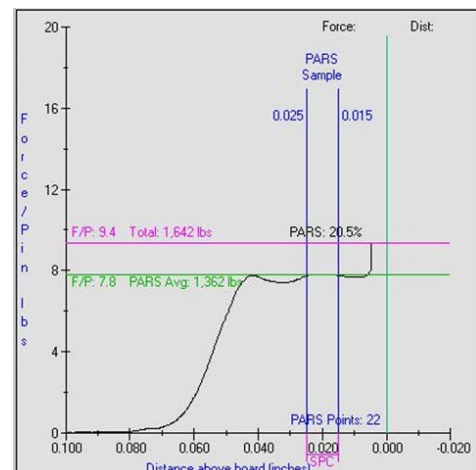


Simple Operation

PC control of CBP systems allows for simple and flexible programming. All data for connectors and tools are entered and stored in databases. These specifications allow the CBP to automatically set up and control each press cycle to reduce operator intervention and human error. Every press cycle completed can be serialized and stored for full quality traceability.

Run Time Press Monitoring

The run time screen provides complete operator interface and feedback. Each press cycle is monitored for Force vs Distance and data is clearly displayed. Press stroke status is shown to acknowledge proper application or error information. A picture of the end product can also be used to guide the operator through the pressing sequence to reduce operator error.



FEATURES

Light Curtain

The CBP system is supplied with standard 2 hand tie-down activation. A standard safety light curtain prevents the start of the press cycle and will stop the system if at any time the light curtain is broken.

Tool In Place Sensor

This sensor system assures the insertion tool being used is centered under the press ram to avoid damage to the connector or PCB. This system uses a light source in the press ram to interact with reflective tape (not provided) on the insertion tool. If the tool is not properly centered and the light reflection is not detected, the press will not begin a press cycle.

Air Table with Foot-Switch

This feature provides pneumatic plumbing in the press tabletop and an activation foot-switch to allow for an “air bearing” surface between the support fixture and the tabletop. This greatly reduces the effort to slide the PCB, fixture, connector and tool stack-up under and back out of the press during each cycle.

Touch Screen Monitor

Provides a touch screen monitor in place of the standard non-touch screen. Allows for simple input for programming and operation of the press system.

Bar-code Scanner (Optional)

Provides bar code scanner system to allow for serialization of PCBs.



CSP SHUTTLE ELECTRIC PRESS

Machine

The CSP incorporates an automatic shuttle system and customized tooling fixtures into the proven TE press-fit line for fast and simple product presentation. Focused at the application of PCB's onto compliant pin housings, this system is provided with full control and monitoring of force, distance and speed for quality assurance of every product applied.

Servo Drive Precision

Each system is supplied with a servo electric drive with force feedback control. Force capacity is available up to 44 kN (5 tons) to handle a range of compliant pin housings and connectors on the market today. Compared to pneumatic or hydraulic systems, the CSP press is quiet, efficient, and does not suffer from oil leaks that can damage PCBs. With PC control, the servo driven CSP press provides an easily programmed press system with automatic set up from press cycle to press cycle.

Monitor and Control For Quality


Force, distance and speed are the core parameters of any press cycle. With feedback and PC control, CSP systems can monitor and control each characteristic of every press stroke run on the press in real-time. If any aspect of that press cycle is outside of specified limits, the system can stop the press, mid-stroke, to prevent damage to the product and reduce or eliminate scrap. This gives CSP systems a distinct advantage over pneumatic or hydraulic systems which can not offer the same level of control. Optional pin penetration sensing (PPS) tools also allow the CSP to assure that every pin has properly penetrated the PCB a predetermined minimum distance. Any missing, bent or improperly seated pins will be detected and illustrated to the operator.

Faster Processing

The CSP is supplied with an automatic product shuttle that locates the product stack up under the ram and upper insertion tool. The operator loads the PCB and housing/connector into a lower support fixture that is mounted on the shuttle and hits the start switch. The system ensures part presence and then shuttles the product under the ram mounted upper tool to complete the press cycle. This allows the system to automatically press the product while the operators hands are free to perform other tasks such as preparing the next product to be applied. The end result is increased quality by assuring proper product location and decreased processing time.



Eliminate Operator Error

Quality is provided not only through the monitoring and control of the press cycle, but also through the avoidance of operator error. By pre-programming the parameters of the product applied, the CSP will automatically adjust set-up parameters from one press cycle to the next. There is no need for (and therefore no chance of operator error associated with) adjusting stroke stops or force adjustments from one cycle to the next. Even simple errors of using the wrong product can be eliminated to assure proper application and avoid costly scrap.



Optional Pin Penetration Sensing Tooling (PPS)

Our patented pin penetration sensing (PPS) tooling provides an additional quality check for products applied on a CSP. PPS tools are specifically designed for the product applied to verify that every pin properly penetrates the PCB by a predetermined distance. Coupled with force monitoring, PPS tools give assurance of the proper location, penetration and application of every compliant pin on every product applied. The PPS check is performed in real-time without the need for an additional or destructive quality test.



Product Features

- Servo system for product location under press ram
- Housing capacity of 75 x 150 mm (3 x 6 in) Other sizes are possible. Please contact your local TE representative for assistance
- Press force capacity up to 44 kN (5 tons)
- Ability to monitor and control force, distance and speed for every press cycle
- Option pin penetration sensing (PPS) tooling assure proper pin penetration
- Full SPC data of every component pressed for quality assurance and traceability
- Database driven software for simple programming and automatic setup
- Small foot-print, self contained system can be easily located on operation floor

GENERAL SPECIFICATIONS

Description

The CSP incorporates an automatic shuttle system and customized tooling fixtures into the proven TE press-fit line for fast and simple product presentation. Focused at the application of PCB's onto compliant pin housings, this system is provided with full control and monitoring of force, distance and speed for quality assurance of every product applied.

Performance

Drive Z: Electric servo drive, ball-screw Housing

Size: 150 x 75 mm (6 x 3 in)

Force capacity: Up to 44 kN (5 tons)

Speed: Application dependent. Typical time for shuttle in, press and shuttle out is 6 – 10 seconds.

Tooling

Insertion tool type: Fixed (to ram)

Support tool: Shuttle mounted fixture Standard (non-sensing) and PPS (pin penetration sensing) tools are available.

Control and Interface

Parameters: Force, distance, speed, pin penetration (optional)

Controller: PC

Operating system: Windows based platform

Interface: Touchscreen with mouse and keyboard

Services

Power: 208/240 VAC, 1 ph, 6A, 50/60 Hz

Air: Shop air of 5 CFM at 80 psi

Dimensions (W x L x H)

760 x 965 x 1.625 mm (30 x 38 x 64 in)

Weight: 272 kg (600 lbs)




CMP MANUAL ELECTRIC SERVO PRESSES

CMP Machines

The CMP manual electric servo presses are designed with a rigid “H” frame to minimize deflection. The CMP-5T press provides 44 kN (5 tons) of force while the CMP-10T press provides 89 kN (10 tons) of force. The operator is able to manually adjust the press head and/or the PCB between connector press cycles.


An air bearing system provides effortless press head positioning. The PCB capacity of the CMP-5T press is 610 x 915 mm (24 x 36 in) and the PCB capacity of the CMP-10T press is 760 x 900 mm (30 x 36 in). The SPC feature within the CMP's included software provides a press log and in addition, allows press force plotting for every connector.

The product setup for these machines is accomplished without any required hardware adjustments. The use of tool and connector databases, and a press sequence program, provides a fully data driven press cycle. There is a wide range of insertion tools available for these machines for both TE and non TE products. The machine features a touch screen monitor for enhanced machine operation, an air table option that assists the operator when positioning product under the press head, and an optional bar code scanner, which provides fast PCB serial number entry.



Product Features

- 44 kN force (5 tons) CMP-5T
- 89 kN force (10 tons) CMP-10T
- Board capacity of 610 x 915 mm (24 x 36 in) CMP-5T
- Board capacity 760 x 915 mm (30 x 36 in) CMP-10T
- Computer controller
- Automatic setup – no adjustments
- Speed, height & force control
- SPC on pressing force
- Wide range of insertion heads for TE Connectivity and non TE Connectivity products available
- Versatile interface for the incorporation of other tools
- Easy-to-use operator interface
- Insertion force monitoring



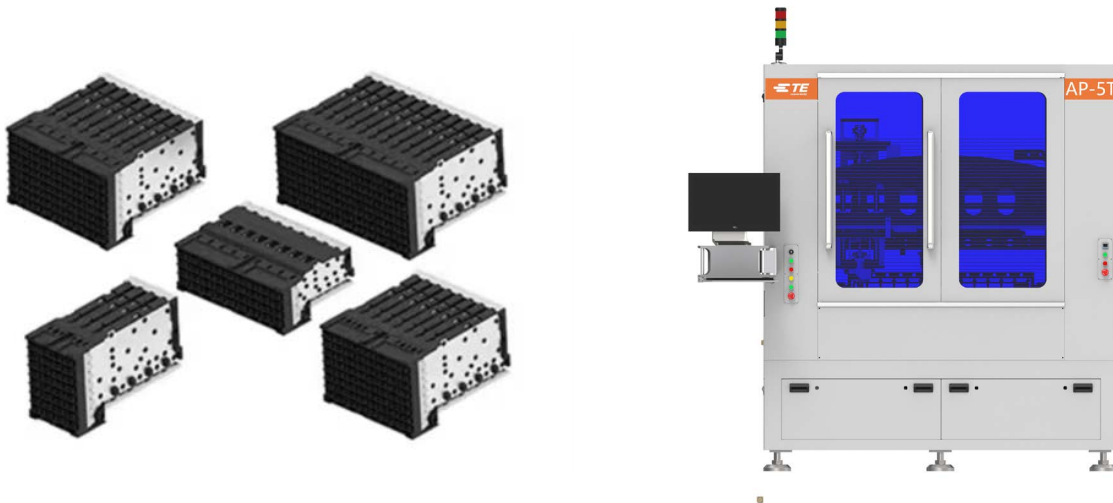
AUTOMATIC PRESS (AP) - 3T/5T

TE Connectivity's (TE) automatic press (AP) 3T/5T machines apply compliant pin connectors to a wide range of PCBs. They are fully capable of handling demanding applications such as daughter cards, mid-planes and backplanes in data communication, aerospace defense & marine, medical, automotive, and energy industries.

The press machine can hold up to 12 insertion tools and uses a lower support fixture. These machines use Windows 10 operating system which closely monitors force, distance and speed. They feature a touch screen monitor for enhanced machine operation and two barcode scanner options. One vision camera for PCB offset can integrate this function while an extra scanner can be added which provides fast PCB serial number entry. Five load cells for pressing force monitoring allows one low force range load cell dedicated for the low force monitoring which is sensitive for detecting bent pins at the early stage of the pressing cycle. This reduces scrap and simplifies troubleshooting and maintenance. The integrated floating head can adaptively enter the male-female connector, while the rigid head either frequently faults alarms or easily crushes the connector.

The PCB capacity is 760 x 880 mm (30 x 35 in). The statistical process control feature within the machine's software provides a press log and allows press force plotting for every connector.

Our machines are customizable with the manufacturing execution system (MES) software to optimize the manufacturing process by monitoring, tracking, documenting, and controlling the entire production lifecycle. We also offer a wide range of insertion tools for these machines for both TE and non TE products, allowing customizations available to meet your production requirements. Together with our global manufacturing footprint, we can offer the quality, reliability and trust to meet your next project's needs.



TECHNICAL DETAILS

Technical specifications	
Operation System	Windows 10
Force (metric)	3T (29KN) .5T(44KN)
X-Y Axis Speed	300mm /s
Z Axis Speed	0.05mm-20mm/s
Force Error F.S.	1% Full Scale
Z-Axis Position Accuracy	±0.01mm
PCB Size	880mm x 760mm
Motion Control	X/Y/Z/R Servo
Auto Tool Changer	12 Tools + 1 Thickness Gage
Vision PCB Position	Apply Fiducial Mark for automatic offset by X/Y/R
Barcode Scanning	Additional barcode scanner can be optional
PCB Conveyer	Automatic Loading
Interface	Touchscreen
Safety Device	Light Curtain, Door Interlock
Size (not incl. stack light)	1950mm x 2000mm x 2300mm (LxWxH)
Weight	3500 Kg approx.
Power	220V AC 1P

MACHINE ORDERING INFORMATION

Machine Description	PN
AP-3T, AUTOMATIC IN-LINE SERVO PRESS	2418020-1
AP-5T, AUTOMATIC IN-LINE SERVO PRESS	1-2418020-1

ACCESSORIES ORDERING INFORMATION

Description	PN
AP-3T/5T, ASSY KIT, ACAL UNIT	2418025-1
AP MACHINE CAR FOR CHANGE TOOLING	2478784-1



Waste Not. Want Not.

Whether it's time or scrap, in manufacturing everyone knows that waste costs money. With our on-site certification and consultation services, we can help you:

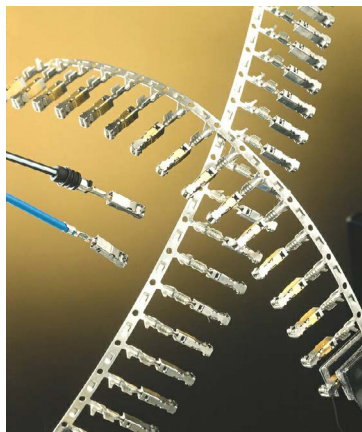

- Reduce downtime
- Reduce scrap
- Maintain crimp quality
- Improve manufacturing efficiency



Time is Money.

In manufacturing downtime can be expensive. That's why TE is constantly working to improve product availability and delivery rates. With a strong global footprint, short lead times and a strong distribution channel, TE has the equipment and the accessories to keep production online. To check distributor stock and availability for your tooling needs go to:

www.te.com/commerce/sck/cdi.do



Connect With Us

Learn more about our comprehensive line of tooling solutions at tooling.te.com

To find the right TE tooling for your needs, call us at **717-810-2082** or email toolingSales@te.com

TE Connectivity Technical Support Center

USA: 1.800.522.6752

Canada: 1.800.522.6752

Mexico: +52.55.11.06.0800

Latin/S. America +54.11.4733.2200

Germany: +49.6151.607.1999

UK: +44.0800.267666

France: +33.1.34.20.8686

Netherlands: +31.73.624.6999

China: +86.400.820.6015

te.com

TE, TE Connectivity, TE connectivity (logo) and EVERY CONNECTION COUNTS are trademarks owned or licensed by the TE Connectivity Ltd. family of companies. Other product names, logos, and company names mentioned herein may be trademarks of their respective owners.

The information given herein, including drawings, illustrations and schematics which are intended for illustration purposes only, is believed to be reliable. However, TE Connectivity makes no warranties as to its accuracy or completeness and disclaims any liability in connection with its use. TE Connectivity's obligations shall only be as set forth in TE Connectivity's Standard Terms and Conditions of Sale for this product and in no case will TE Connectivity be liable for any incidental, indirect or consequential damages arising out of the sale, resale, use or misuse of the product. Users of TE Connectivity products should make their own evaluation to determine the suitability of each such product for the specific application. TE Connectivity reserves the right to make any adjustments to the information contained herein at any time without notice.

© 2024 TE Connectivity. All Rights Reserved.

Published 07-24